



Hungary

World Rank
Regional Rank

45 of 130
27 of 39




Factor Driven

Efficiency Driven

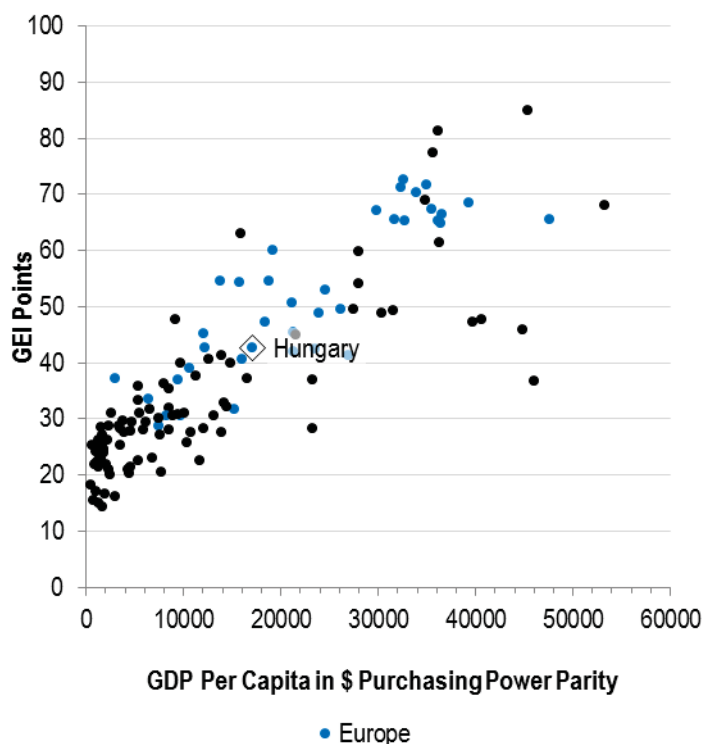
Innovation Driven

Overall GEI Score
Individual Indicators
Institutional Indicators

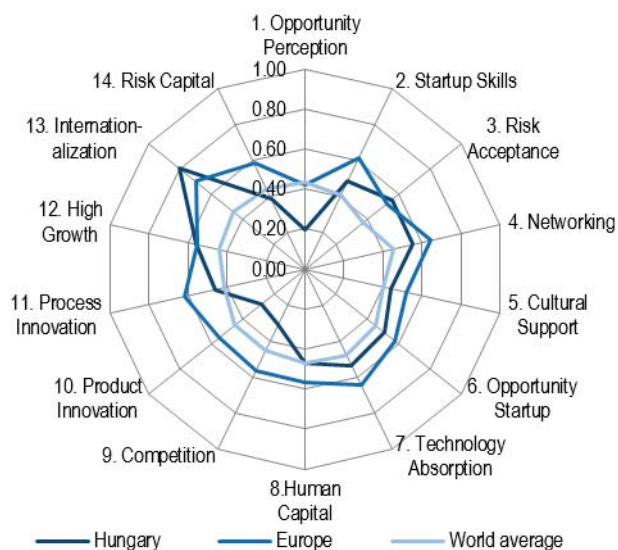
42.7
58.1
67.1



Global Entrepreneurship Index



15 Pillar Comparison



General Indicators

Population	9.9 million
GDP per capita PPP	\$17,073
Rank in Doing Business Index 2013	54 / 189
Rank in Global Competitiveness Index 2013-2014	60 / 144
Rank in Economic Freedom Index 2013	51 / 178

Pillar Scores from worst to best

1. Opportunity Perception	0.20		32%
10. Product Innovation	0.28		23%
9. Competition	0.31		20%
14. Risk Capital	0.39		11%
5. Cultural Support	0.44		7%
11. Process Innovation	0.46		3%
8. Human Capital	0.47		2%
2. Startup Skills	0.49		1%
6. Opportunity Startup	0.51		0%
7. Technology Absorption	0.54		0%
4. Networking	0.55		0%
3. Risk Acceptance	0.55		0%
12. High Growth	0.56		0%
13. Internationalization	0.81		0%

Percentage of total new effort for a 10 point improvement in GEI score