

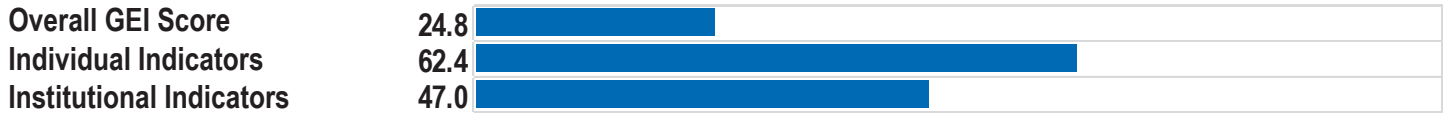


Sub-Saharan Africa

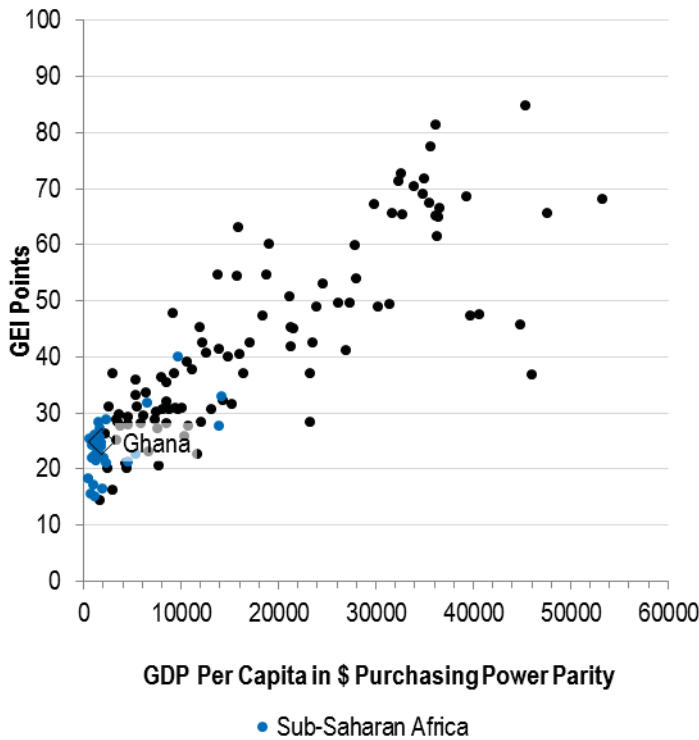
Ghana

World Rank
Regional Rank

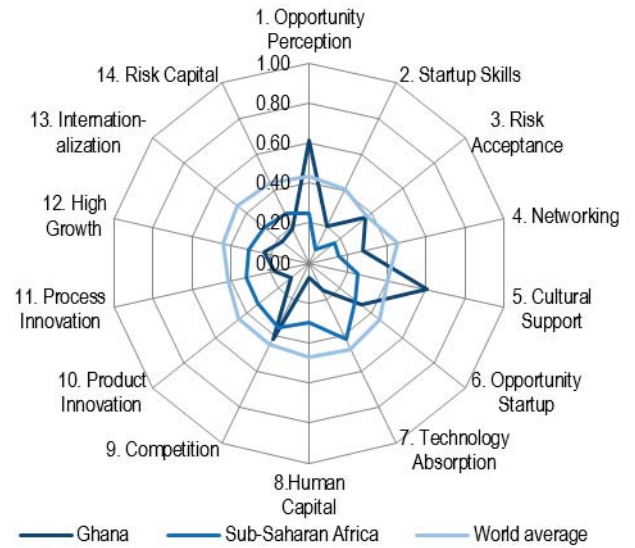
105 of 130
12 of 29



Global Entrepreneurship Index



15 Pillar Comparison



General Indicators

Population	25.4 million
GDP per capita PPP	\$1,764
Rank in Doing Business Index 2013	67 / 189
Rank in Global Competitiveness Index 2013-2014	111 / 144
Rank in Economic Freedom Index 2013	66 / 178

Pillar Scores from worst to best

Percentage of total new effort for a 10 point improvement in GEI score

Pillar	Score	Effort %
8. Human Capital	0.07	21%
10. Product Innovation	0.12	17%
7. Technology Absorption	0.16	13%
13. Internationalization	0.17	12%
11. Process Innovation	0.18	11%
14. Risk Capital	0.19	9%
2. Startup Skills	0.20	8%
12. High Growth	0.23	6%
4. Networking	0.28	2%
6. Opportunity Startup	0.34	0%
3. Risk Acceptance	0.36	0%
9. Competition	0.42	0%
5. Cultural Support	0.60	0%
1. Opportunity Perception	0.61	0%